

UNIVERSAL STEEL  
FRAMING SYSTEM

BUILD A DECK  
THAT LASTS  
A LIFETIME.



THE STRENGTH WITHIN



**BAILEY**<sup>®</sup>  
METAL PRODUCTS LIMITED




# *Design &* BUILD WITH CONFIDENCE



Your deck's structure is as important as your choice of decking material. A weak structure can very quickly diminish the beauty of your dream deck. With BAILEY **TRUEDECK™**, you can be assured that you have picked the most robust structure for your deck project.

YOUR DREAM DECK DESERVES A STABLE FOUNDATION. WITH BAILEY TRUEDECK™, YOUR DECK WILL LAST A LIFETIME.



### PRECISION AND EASE OF INSTALL

Every BAILEY TRUEDECK™ component is engineered to the exact length and is very easy to assemble.



### SAVINGS OVER LIFETIME

BAILEY TRUEDECK™ is rot and insect proof and unlike wood requires very little repair and maintenance.



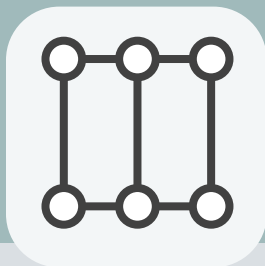
### FLATTER DECK

Unlike wood, BAILEY TRUEDECK™ does not warp or shrink, which provides a much flatter base for your decking material.



### LONG LASTING

BAILEY TRUEDECK™ is made of high quality galvanized steel that is corrosion resistant and lasts much longer than wood.



### LESS FOOTINGS

BAILEY TRUEDECK™ longer spans allow for fewer footings and less obstructed views.




### BUILD GREENER AND SAFE

BAILEY TRUEDECK™ is made of steel certified to Environment Canada's Environmental Choice Program. Unlike wood, steel is not required to be treated with chemicals and insecticides that may be harmful to the environment. Be assured, you will be building an environmentally responsible deck.



# WHY BUILD WITH BAILEY TRUEDECK™?



Pressure treated  
lumber framing




ArcelorMittal Dofasco steel is certified to EcoLogo™ standard CCD-150 "Steel for Use in Construction Products"

DURABILITY	BAILEY TRUE DECK	PRESSURE TREATED LUMBER
Exterior grade	✓	✓
Non-combustible	✓	
Termite/vermin proof	✓	

PRECISION AND TECHNICAL SUPPORT		
Engineered to exact lengths	✓	
Technical documents (span tables)	✓	✓
Precision engineered	✓	
Installation instructions	✓	✓

AESTHETICS		
No shrinking, splitting, swelling, warping or rotting	✓	
Increased spans (fewer footings and obstructions)	✓	
Longer cantilever	✓	
Overall deck flatness	✓	

SUSTAINABLE		
Recyclable resource	✓	
Potential ground water contamination		✓



# BAILEY'S TRUEDECK™, A TRULY SUPERIOR DECK FRAME

You have already made a smart choice by investing in a superior decking material. Now it's time to supplement it with a Smart Frame.

Over it's lifetime, a deck is exposed to a variety of outdoor conditions and wooden deck structures often require maintenance which can quickly add up over time.











BAILEY TRUEDECK™ not only stands against the elements but also helps you save in the long run.




BAILEY TRUE DECK		PRESSURE TREATED LUMBER
\$\$\$	Material cost	\$\$
	Cost to cut on job site	\$
	Additional footings	\$
	Scrap on job site	\$
	Repairs and maintenance	\$\$
	Potential frame tear down and reinstall	\$\$\$

A SMALL INVESTMENT UPFRONT MEANS EXTRA SAVINGS OVER THE LIFE OF YOUR DECK

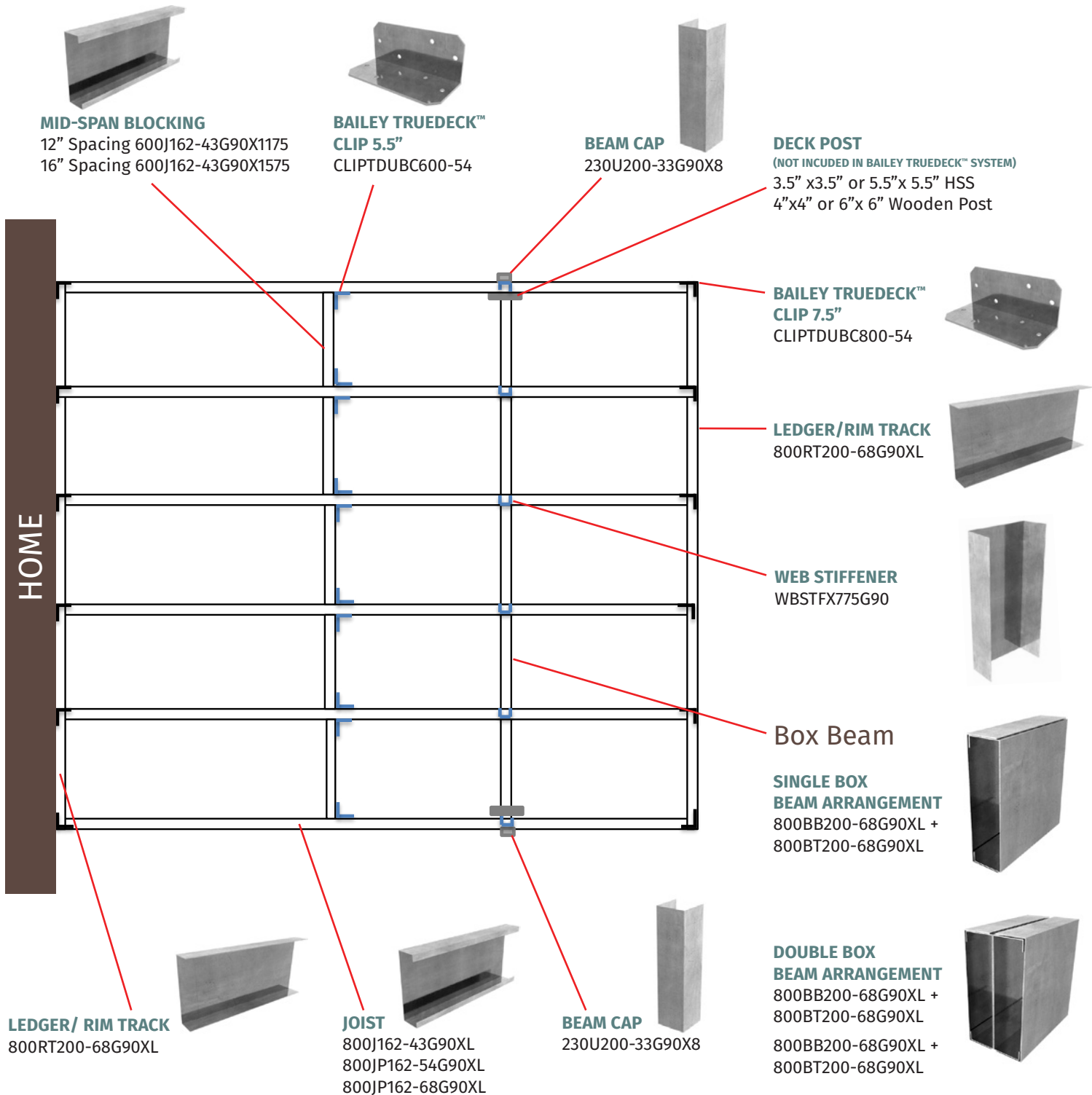
# BAILEY TRUEDECK™ Component List

FRAMING COMPONENT		DESCRIPTION	PART NUMBER
Ledger/Rim Track		8" BAILEY TRUEDECK™ Rim Track with 2" Leg can be used as the ledger board and as the outside rim track. Rim track is a variable length product and can be fabricated to exact sizes according to your deck dimensions.	800RT200-68G90XL
Joist		8" BAILEY TRUEDECK™ Joist with 1-5/8" Flange and 1/2" Lip can be used as deck joist to create the frame. Joist is a variable length product and can be fabricated to exact sizes according to your deck dimensions.	800J162-43G90XL
			800JP162-54G90XL
			800JP162-68G90XL
Box Beam Joist		8" BAILEY TRUEDECK™ Box Beam joist with 2" flange and 5/8" lip can be used to make the box beam along with box beam track. Box beam joist is a variable length product and can be fabricated to exact sizes according to your deck dimensions.	800BB200-68G90XL
Box Beam Track		8" BAILEY TRUEDECK™ Box Beam Track with 2" flange can be used to make the box beam along with the box beam joist. Box beam track is a variable length product and can be fabricated to exact sizes according to your deck dimensions.	800BT200-68G90XL
Web Stiffener		3-5/8" Track in .043" thickness and 7-3/4" in length. To be placed at every interaction of the joists and the beam.	WBSTFX775G90
Mid-Span Blocking		Mid-Span blocking for 12" spacing. Helps in keeping deck joists secured in place. Mid-span blocking has 6" web, a 1-5/8" flange and 1/2" lip.	600J162-43G90X1175
		Mid-Span blocking for 16" spacing. Helps in keeping deck joists secured in place. Mid-span blocking has 6" web, a 1-5/8" flange and 1/2" lip.	600J162-43G90X1575
Beam Cap		Channel with 2" web and 2" flanges. Available in 8" length. Used for capping the open ends of the beam.	230U200-33G90X8
BAILEY TRUEDECK™ CLIP 7.5"		7-1/2" long joist angle clip is used to make connections between joist and the tracks.	CLIPTDUBC800-54
BAILEY TRUEDECK™ CLIP 5.5"		5-1/2" Long Clip is used to connect 6" wide mid-span blocking to 8" wide deck joist.	CLIPTDUBC600-54
Fasteners		3/4" Hex Head #10 Drill Point.	SCREWHX10X075P

**BAILEY TRUEDECK™ COMPONENTS ARE PRE-CUT TO EXACT LENGTHS THEREBY MAKING THEM VERY EASY TO ASSEMBLE AT THE JOBSITE.**



**BUILDING A BAILEY TRUEDECK™ IS AS SIMPLE AS BUILDING A DECK WITH WOOD.**



*\*Position of the beam varies based on the position of the posts*

# BAILEY TRUEDECK™ Technical Data

## BAILEY TRUEDECK™ Steel Joist Span Table

Total Load (psf)	Cantilever Length (ft)	.043" Thick Joist		.54" Thick Joist		.068" Thick Joist	
		800J162-43G90XL		800JP162-54G90XL		800JP162-68G90XL	
		33 ksi Joist Spacing (in.)		50 ksi Joist Spacing (in.)		50 ksi Joist Spacing (in.)	
50		12	16	12	16	12	16
	0	15' 7"	13' 6"	20' 9"	18' 0"	22' 7"	20' 6"
	2	15' 10"	13' 9"	20' 10"	18' 2"	22' 7"	20' 6"
	3	16' 2"	14' 1"	20' 10"	18' 6"	22' 7"	20' 6"
	4	16' 7"	14' 7"	20' 10"	18' 10"	22' 7"	20' 6"
65							
	0	13' 7"	11' 9"	18' 2"	15' 8"	20' 3"	18' 4"
	2	13' 10"	12' 1"	18' 4"	16' 0"	20' 3"	18' 6"
	3	14' 3"	12' 6"	18' 8"	16' 3"	20' 3"	18' 6"
	4	14' 8"	13' 0"	18' 9"	16' 8"	20' 3"	18' 6"
80							
	0	12' 3"	10' 7"	16' 3"	14' 2"	18' 8"	16' 7"
	2	12' 7"	11' 0"	16' 7"	14' 4"	18' 8"	16' 9"
	3	13' 0"	11' 4"	16' 10"	14' 9"	18' 8"	17' 0"
	4	13' 4"	12' 0"	17' 3"	15' 2"	18' 8"	17' 0"
100							
	0	10' 10"	9' 6"	14' 7"	12' 7"	17' 1"	14' 9"
	2	11' 3"	9' 10"	14' 10"	12' 10"	17' 2"	15' 1"
	3	11' 8"	10' 3"	15' 2"	13' 3"	17' 2"	15' 4"
	4	12' 2"	10' 10"	15' 7"	13' 9"	17' 2"	15' 8"

## BAILEY TRUEDECK™ Single Box Beam Spans (ft) | One .068" joist and one .068" track (50 ksi)

Total Load (psf)	Cantilever Length (ft)	Joist Spans (ft)										
		8	9	10	11	12	13	14	15	16	17	18
50												
	0	18' 8"	17' 10"	17' 3"	16' 9"	16' 3"	15' 10"	15' 4"	14' 10"	14' 4"	14' 0"	13' 7"
	2	16' 3"	15' 10"	15' 4"	14' 10"	14' 4"	14' 0"	13' 7"	13' 2"	12' 10"	12' 7"	12' 3"
	3	15' 4"	14' 10"	14' 4"	14' 0"	13' 7"	13' 2"	12' 10"	12' 7"	12' 3"	12' 0"	11' 8"
	4	14' 4"	14' 0"	13' 7"	13' 2"	12' 10"	12' 7"	12' 3"	12' 0"	11' 8"	11' 6"	11' 3"
65												
	0	16' 9"	16' 1"	15' 7"	15' 1"	14' 6"	13' 10"	13' 4"	13' 0"	12' 7"	12' 2"	11' 9"
	2	14' 6"	13' 10"	13' 4"	13' 0"	12' 7"	12' 2"	11' 9"	11' 6"	11' 2"	11' 0"	10' 8"
	3	13' 4"	13' 0"	12' 7"	12' 2"	11' 9"	11' 6"	11' 2"	11' 0"	10' 8"	10' 6"	10' 3"
	4	12' 7"	12' 2"	11' 9"	11' 6"	11' 2"	11' 0"	10' 8"	10' 6"	10' 3"	10' 1"	9' 10"
80												
	0	15' 6"	14' 10"	14' 3"	13' 7"	13' 0"	12' 6"	12' 1"	11' 8"	11' 3"	11' 0"	10' 8"
	2	13' 0"	12' 6"	12' 1"	11' 8"	11' 3"	11' 0"	10' 8"	10' 4"	10' 1"	9' 10"	9' 7"
	3	12' 1"	11' 8"	11' 3"	11' 0"	10' 8"	10' 4"	10' 1"	9' 10"	9' 7"	9' 4"	9' 2"
	4	11' 3"	11' 0"	10' 8"	10' 4"	10' 1"	9' 10"	9' 7"	9' 4"	9' 2"	9' 0"	8' 10"
100												
	0	14' 2"	13' 4"	12' 9"	12' 2"	11' 7"	11' 2"	10' 9"	10' 4"	10' 1"	9' 9"	9' 6"
	2	11' 7"	11' 2"	10' 9"	10' 4"	10' 1"	9' 9"	9' 6"	9' 3"	9' 0"	8' 9"	8' 7"
	3	10' 9"	10' 4"	10' 1"	9' 9"	9' 6"	9' 3"	9' 0"	8' 9"	8' 7"	8' 4"	8' 2"
	4	10' 1"	9' 9"	9' 6"	9' 3"	9' 0"	8' 9"	8' 7"	8' 4"	8' 2"	8' 1"	7' 10"

- NOTES:**
1. Values in table are the least of strength and deflection L/240 (Part 9 of NBCC).
  2. All relevant section properties were based on CSA S136-2016.
  3. Full depth web stiffeners are required at box beam reactions to avoid web crippling.
  4. Prepared by Prof. R.M. Schuster, P. Eng. Distinguished Professor Emeritus, University of Waterloo University of Waterloo.





Colour: Galvanized

## BAILEY TRUEDECK™ Double Box Beam Spans (ft) | Two .068" joist and two .068" track (50 ksi)

Total Load (psf)	Cantilever Length (ft)	Joist Spans (ft)											
		8	9	10	11	12	13	14	15	16	17	18	
50	0	23' 6"	22' 7"	21' 9"	21' 1"	20' 6"	20' 0"	19' 6"	19' 1"	18' 8"	18' 3"	17' 10"	
	2	20' 6"	20' 0"	19' 6"	19' 1"	18' 8"	18' 3"	17' 10"	17' 7"	17' 3"	17' 0"	16' 9"	
	3	19' 6"	19' 1"	18' 8"	18' 3"	17' 10"	17' 7"	17' 3"	17' 0"	16' 9"	16' 6"	16' 3"	
	4	18' 8"	18' 3"	17' 10"	17' 7"	17' 3"	17' 0"	16' 9"	16' 6"	16' 3"	16' 1"	15' 10"	
	65	0	21' 1"	20' 3"	19' 7"	19' 0"	18' 6"	18' 0"	17' 6"	17' 1"	16' 9"	16' 4"	16' 1"
65	2	18' 6"	18' 0"	17' 6"	17' 1"	16' 9"	16' 4"	16' 1"	15' 10"	15' 7"	15' 3"	15' 1"	
	3	17' 6"	17' 1"	16' 9"	16' 4"	16' 1"	15' 10"	15' 7"	15' 3"	15' 1"	14' 9"	14' 6"	
	4	16' 9"	16' 4"	16' 1"	15' 10"	15' 7"	15' 3"	15' 1"	14' 9"	14' 6"	14' 2"	13' 10"	
	80	0	19' 6"	18' 9"	18' 1"	17' 6"	17' 0"	16' 7"	16' 2"	15' 9"	15' 6"	15' 2"	14' 10"
	80	2	17' 0"	16' 7"	16' 2"	15' 9"	15' 6"	15' 2"	14' 10"	14' 7"	14' 3"	13' 10"	13' 7"
3		16' 2"	15' 9"	15' 6"	15' 2"	14' 10"	14' 7"	14' 3"	13' 10"	13' 7"	13' 3"	13' 0"	
4		15' 6"	15' 2"	14' 10"	14' 7"	14' 3"	13' 10"	13' 7"	13' 3"	13' 0"	12' 9"	12' 6"	
100		0	17' 10"	17' 3"	16' 8"	16' 1"	15' 8"	15' 3"	14' 10"	14' 7"	14' 2"	13' 9"	13' 4"
100		2	15' 8"	15' 3"	14' 10"	14' 7"	14' 2"	13' 9"	13' 4"	13' 1"	12' 9"	12' 4"	12' 2"
	3	14' 10"	14' 7"	14' 2"	13' 9"	13' 4"	13' 1"	12' 9"	12' 4"	12' 2"	11' 10"	11' 7"	
	4	14' 2"	13' 9"	13' 4"	13' 1"	12' 9"	12' 4"	12' 2"	11' 10"	11' 7"	11' 4"	11' 2"	

- NOTES:**
1. Values in table are the least of strength and deflection L/240 (Part 9 of NBCC).
  2. All relevant section properties were based on CSA S136-2016.
  3. Full depth web stiffeners are required at box beam reactions to avoid web crippling.
  4. Prepared by Prof. R.M. Schuster, P. Eng. Distinguished Professor Emeritus, University of Waterloo





**EcoLogo**

ArcelorMittal Dofasco steel is certified to EcoLogo® standard CCD-150 "Steel for Use in Construction Products"

# GREEN BENEFITS of Lightweight Steel Framing

**Bailey Metal Products Limited** is committed to the advancement of cold-formed steel framing as an environmentally conscious product.

Steel framing is free of resin adhesives and other chemicals like those used to treat wood framing products, and this prevents the release or off-gas of any volatile organic compounds.

- All steel products are 100% recyclable.
- Steel products can be recycled repeatedly without degradation or loss of properties.
- The steel industry is the single largest recycler in North America.
- The steel used in the manufacturing process for Bailey construction components is certified to Environment Canada's Environmental Choice Program and carries the EcoLogo™. This provides customers with the assurance that they are making an environmentally responsible decision when using Bailey Metal Products for their lightweight steel construction needs.

## QUALITY ASSURANCE

Bailey material sourcing and manufacturing is conducted with utmost care and attention to quality. Our BAILEY **TRUEDECK**™ steel framing products are designed and produced to meet all applicable Canadian building codes and standards.





**BUILD A DECK  
THAT LASTS  
A LIFETIME.**





UNIVERSAL STEEL  
FRAMING SYSTEM



**BUILD A DECK THAT  
LASTS A LIFETIME.**

FOR MORE INFORMATION ON TRUEDECK STEEL FRAMING PRODUCTS, CONTACT:

**STONE DECK INNOVATIONS**  
stonedeck.ca • info@stonedeck.ca

TRUDECKIN0320-2000

